

RE: LEED Documentation of Dyson Airblade V hand dryer HU02

September 20, 2018

To Whom it May Concern,

This documentation letter is to be used when pursuing LEED certification with the U.S. Green Building Council (USGBC), when the team chooses LEED v4 ID+C. The information can be utilized on the following project types: LEED ID+C: Commercial Interiors, LEED ID+C: Retail, LEED ID+C: Hospitality.

We are pleased to confirm that the Dyson Airblade V hand dryer HU02 can aid in the achievement of the following LEED® credits:

EAp2 Minimum Energy Performance	Applicable to this prerequisite as it is considered a process load. Please see Technical Specification for electrical information.
EAc2 Optimize Energy Performance	Applicable to this credit as it is considered a process load. Please see Technical Specification for electrical information.

Thank you,
Dyson Inc.

Signature of Signing Authority

Title of Signing Authority

This LEED® compliance letter was created with the assistance of EcoAmmo Sustainable Consulting Inc. Visit www.ecoammo.com for more information.

Disclaimer:

The use of this product can contribute to achieving points in the categories listed above; however, specifying this product does not guarantee point achievement or LEED® certification of a project.

The information provided on this letter is believed to be accurate as of the date noted. However, EcoAmmo Sustainable Consulting Inc. (EA) makes no warranty either expressed or implied, concerning the accuracy or completeness of this information. Any information that changes after the evaluation date is the responsibility of the manufacturer / supplier to inform EA and request an updated LEED® Compatibility Chart.

For further information
please contact Dyson.
1-888-397-6622
www.dyson.com
design@dyson.com



LEED FOR INTERIOR DESIGN AND CONSTRUCTION (LEED ID+C) v4 COMPATIBILITY CHART FOR UNITED STATES OF AMERICA



Date of Evaluation: September 2018

Review of Dyson Airblade V hand dryer HU02

Product Type: Hand Dryer

Master Format Code: 10.28.13

Product Evaluation:

The information provided on this chart is applicable throughout the United States. The product data has been evaluated and verified as of the date listed above by an independent third party, EcoAmmo Sustainable Consulting Inc. www.ecoammo.com

LEED Rating System

This compatibility chart is to be used when pursuing LEED certification with the U.S. Green Building Council (USGBC), when the team chooses LEED v4 ID+C.

The information can be utilized on the following project types:

- LEED ID+C: Commercial Interiors
- LEED ID+C: Retail
- LEED ID+C: Hospitality



Credit Name	Product Compatibility
EAp2 Minimum Energy Performance	Applicable to this prerequisite as it is considered a process load. Please see Technical Specification for electrical information.
EAc2 Optimize Energy Performance	Applicable to this credit as it is considered a process load. Please see Technical Specification for electrical information.

Disclaimer:

The use of this product can contribute to achieving points in the categories listed above; however, specifying this product does not guarantee point achievement or LEED® certification of a project.

The information provided on this sheet is believed to be accurate as of the date noted. However, EcoAmmo Sustainable Consulting Inc. (EA) makes no warranty either expressed or implied, concerning the accuracy or completeness of this information. Any information that changes after the evaluation date is the responsibility of the manufacturer / supplier to inform EA and request an updated LEED® Compatibility Chart.

Accreditations

Carbon Trust

NSF International P335

Product range

HU02 Sprayed Nickel

HU02 White



The Carbon Reduction Label is the registered trade mark of the Carbon Trust. The NSF logo is the registered trade mark of NSF International.

For further information please contact Dyson.

1-888-397-6622

www.dyson.com

design@dyson.com

LOW VOLTAGE AND HIGH VOLTAGE TECHNICAL SPECIFICATION

Electrical

Input voltage: Low voltage = 100–120V, High voltage = 200–240V
 Frequency: 100–115V at 50/60Hz, >115–120V at 60Hz; 200–240V at 50/60Hz
 Standby power consumption: Less than 0.5W
 Motor specification: 1000W, digital V4 brushless motor
 Motor switching rate: 5,500 per second
 Motor speed: 83,000rpm
 Amp: Dedicated hand dryer circuit required. Reference NEC/local electrical code for loading. 9.09A at 110V; 4.54A at 220V
 Heater type: None

Construction

Fascia: Polycarbonate
 Antibacterial coating type:
 HU02 (Sprayed Nickel) contains antibacterial additive in paint.
 HU02 (White) contains antibacterial moulded additive.
 Can help prevent the growth of bacteria.
 Back plate mounting bracket: ABS/PBT Plastic
 Exterior screw type: Anti-tamper 4/25" (4mm) Pin-Hex
 Water ingress protection to IP24
 Net weight: 6.32lbs / 2.86kg

Filter

Sealed HEPA filter (glass fiber and fleece prelayer)
 Captures 99.97% of particles as small as 0.3 microns

Operation

Touch free capacitive sensor activation
 Hand dry time measurement: 12 seconds
 (measurement based on NSF P335 to a measurement of 0.1g residual moisture)
 Sound power level: 79dB(A)
 Sound pressure level @ 2m: 63dB(A)*
 Operation lock-out period: 30 seconds
 Airspeed at aperture: 420mph at Low voltage, 430mph at High voltage
 Maximum altitude: 9,842 feet / 3,000 meters
 Operating airflow: up to 5.3 gallons/sec and up to 42.38CFM
 Operating temperature range: 32°–104°F / 0°–40°C

Logistics

Unit barcode:
 Sprayed Nickel – Low voltage: 885609009933, High voltage: 885609009797
 White – Low voltage: 885609009896, High voltage: 885609009179
 Packaged weight: 9.52lbs / 4.32kg
 Packaged dimensions:
 Height 5 3/4" (145mm) × Width 17 7/8" (455mm) × Depth 10 3/4" (274mm)
 Pallet quantity: 56

Standard warranty

5 year parts (self-service)




Product range (Select one)

HU02 Sprayed Nickel

Part number/SKU
 Low Voltage: 307174-01
 High Voltage: 307172-01

HU02 White

Part number/SKU
 Low Voltage: 307173-01
 High Voltage: 307171-01



Accreditations

Carbon Trust, NSF International
 ADA compliant
 Contributes to LEED certification
 Contributes towards satisfying Feature W08 under the WELL Building Standard™



The Carbon Reduction Label is the registered trade mark of the Carbon Trust. The NSF logo is the registered trade mark of NSF International. International WELL Building Institute™ and the related logo are trademarks used with permission from the International WELL Building Institute™.

*Sound pressure measured at 6.56 feet (2 meters) distance, in a semi-anechoic chamber.

For more information, please contact Dyson:

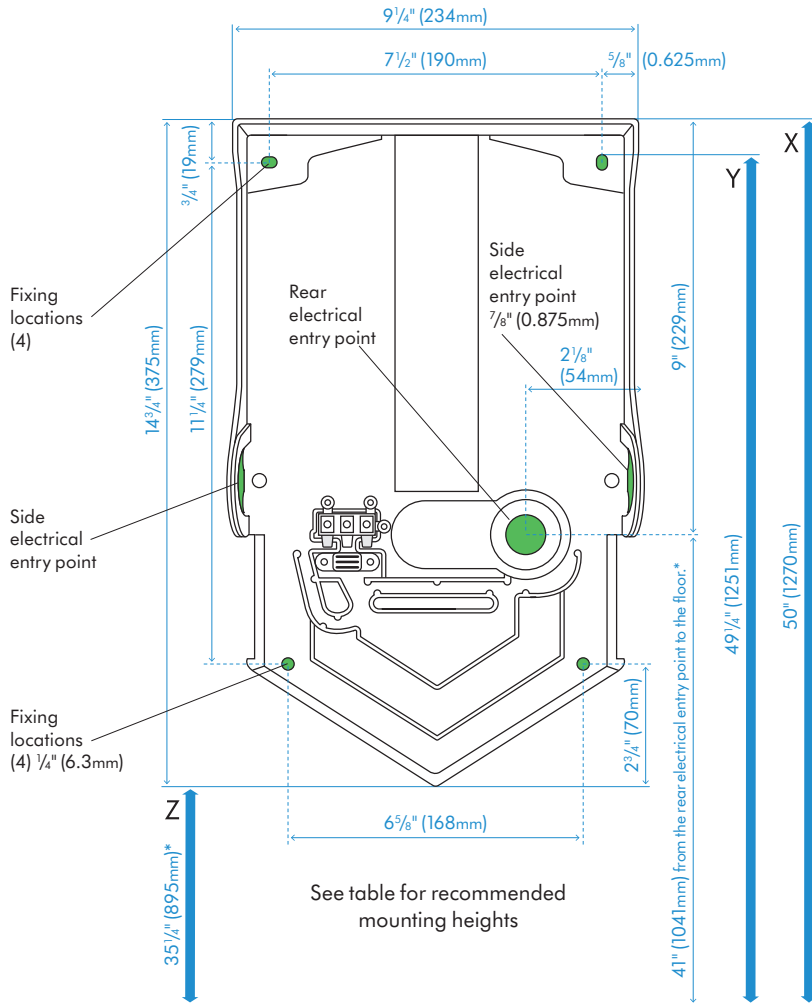
1-888-397-6622 | design@dyson.com | www.dyson.com

TECHNICAL SPECIFICATION

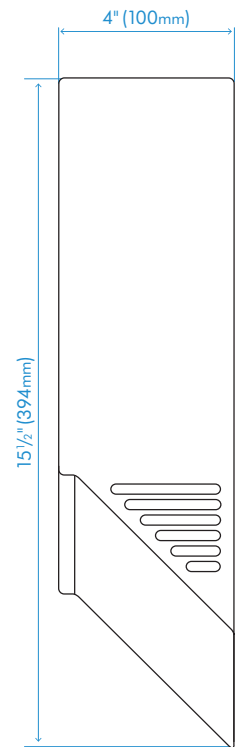


HU
02

REAR ELEVATION



SIDE ELEVATION



Machine fascia shown above in Side Elevation.

All dimensions shown in inches (+/- 3/16") and in millimeters (+/- 5mm).

Holes indicated in green area are measured to the center of the hole.

FLOOR

Machine dimensions

Height 15 1/2" (394mm) × Width 9 7/32" (234mm) × Depth 4" (100mm)

Minimum clearance

8 11/16" (220mm) clearance either side and 1 3/16" (30mm) above machine.

Recommended installation heights from floor

	X	Y	Z
Adult	50" (1270mm)	49 1/4" (1251mm)	35 1/4" (895mm)
Wheelchair/child	48 3/4" (1238mm)	48" (1219mm)	34" (863mm)

Rear cable entry point from floor

Adult	41" (1041mm)
Wheelchair/child	39 3/4" (1009mm)

*Please look into local guidelines for ADA compliance.